

RNLI STANDARD OPERATING PROCEDURE



Personal Day and Night Flare

Validation

Prepared by	O. Mallinson – Operations Manager (Lifeboats)
Validated by	H. Ramm – Head of Community Lifesaving Delivery
ID Number	LB-SOP-2.5-01
Last updated	October 2014
Review date	Annually
Pages	3

Objective

To ensure the correct procedures are carried out during the operation of the Personal day & night signal flare

Note: If unaware of how to conduct any individual element of the SOP, the reference documentation should be referred to

Reference Documentation

CoBT 1
Crew Members Handbook
Ops Circular 03/12 -6.1



Checklist

SOP communicated and understood by all?
Appropriate PPE identified /specified?
Lessons Learned : 01/11, 02/12, 01/13


Hazards

Heat	
Fumes	
Explosion	

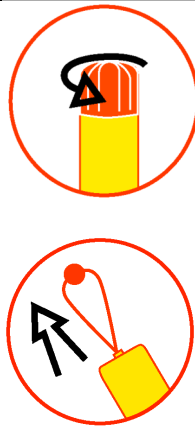
Health and Safety

 Caution	 Explosive	 Danger harmful	 Risk of explosion	 Protective clothing must be worn	 Safety gloves must be worn
 Wear face guard					

- Each end of the flare can be used individually
- For daytime operation use orange smoke – brown endcap with 4 ribs
- For night-time operation use red flare – red endcap with 8 ribs (the red flare is sufficiently bright to also be used during the day if required)



- Remove flare from the stowage
- Identify which end is to be used and remove cap
- The ignition toggle will hang free
- Point end of the flare being used upwards
- Ensure correct PPE is worn and helmet visor is down
- Hold clear of fuel, boat sponson and other combustible materials
- Point downwind and hold clear of face and body
- To activate, sharply pull the ignition toggle up and away from body
- Keep at arm's length until the flare or smoke is fully extinguished
- Cool the used end in water, then re-stow for further use

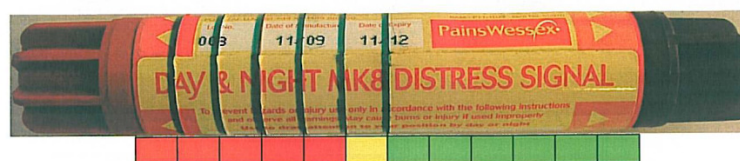


Danger
harmful



Safety gloves
must be worn

- **BE AWARE** once the ignition toggle is pulled a plastic projectile will be fired from end of the flare in use
- When using the red flare end hold within the area marked in green on the diagram. Failure to do so may result in you being burnt as the flare burns





- In the event of a non-ignition misfire, the flare must be kept pointing in a safe direction for at least one minute. It should then be placed in a bucket of water or disposed of overboard
- In the event of the flare burning erratically or dangerously place in a bucket of water or throw into the water
- In any event of misfire please report to RNLI HQ including a description of the failure, lot number and expiry date
- Produces red hot flame – do not point at people
- Produces dense orange smoke – do not inhale
- Do not fire in a confined space
- Do not use if dented or damaged
- Do not dismantle
- Keep away from source of heat
- Do not use after the expiry date